



KidLisp '26

@jeffrey · Aesthetic.Computer · ORCID 0009-0007-4460-4913

working draft — not for citation

Dansk · Español · 中文 · 日本語

March 2026 · 8fe6526fd

Index

1. Introduction	5
2. Language Design	8
2.1 Design Principles	8
2.2 Function Categories	9
2.3 Timing Syntax	9
2.4 What KidLisp Omits	11
3. Evaluator Architecture	12
3.1 Evaluation Model	12
3.2 Deterministic Rendering	13
3.3 Chaos Mode	13
3.4 Performance	13
4. Storage and Distribution	15
4.1 MongoDB Storage	15
4.2 Code Generation	16

4.3 REST API	16
4.4 Embedding and Composition	17
5. Media Pipeline	19
5.1 Recording to MP4	19
5.2 Social Preview Images	20
5.3 Asset Delivery	21
6. Development Environment.	22
7. Development History.	23
7.1 Phase 1: Prototype (April–June 2024)	23
7.2 Phase 2: Hiatus (July 2024–May 2025)	23
7.3 Phase 3: Rapid Expansion (June–August 2025).	24
7.4 Phase 4: Platform Integration (September–December 2025).	25
7.5 Phase 5: Refinement (January–March 2026).	26
8. Evaluation	27
8.1 Function Usage Analytics.	27

8.2 Observations	28
8.3 Limitations	28
9. Related Work	29
10. Conclusion	31

1. Introduction

Creative coding environments typically require users to learn a general-purpose programming language before producing visual or sonic output. Processing [Reas and Fry, 2007] uses Java; p5.js [McCarthy, 2015] uses JavaScript; Sonic Pi [Aaron, 2016] uses Ruby-like constructs. While these tools have dramatically lowered the barrier to computational expression, they still demand familiarity with variables, functions, control flow, and—in many cases—a local development environment.

KidLisp starts from a different question: *what is the smallest language that can produce interesting generative art?* The answer is a Lisp—a lineage that begins with McCarthy’s original recursive-function calculus [McCarthy, 1960] and continues through the pedagogical tradition of *The Little Schemer* [Friedman and Felleisen, 1996]—with carefully chosen built-in functions, no user-defined procedures, and a browser-native runtime requiring no installation. A complete animated program can be a single line:

```
(ink rainbow) (repeat 100 i  
  (circle (wiggle width) (wiggle height) 10))
```

The design is motivated by observations from No Paint (2020), a pixel art tool whose community of non-technical users demonstrated that people learn computing through social participation in software they love. KidLisp extends this insight into a programming language: every program is immediately shareable by a short code, viewable at a URL, and embeddable inside other programs.

This paper describes the language design (§2), evaluator architecture (§3), the storage and distribution infrastructure (§4), media pipeline (§5), and adoption data (§8).




Figure 1: A featured KidLisp program (`$roz`) as rendered by the oven service for Open Graph social previews. The overlay shows the program code, play count, and author handle.

2. Language Design

KidLisp is an S-expression language. Every program is a sequence of expressions evaluated top-to-bottom, producing side effects on an HTML Canvas 2D context, a WebGL context, a Web Audio graph, or some combination thereof.

2.1 Design Principles

1. **Every expression draws.** Valid KidLisp produces visible output. There is no `main`, no imports, no boilerplate.
2. **Flat over deep.** Programs are composed by embedding other programs, not by defining abstractions. This keeps code readable at a glance.
3. **Safe by construction.** No file I/O, no networking, no mutation of external state. Programs are sandboxed by the language's lack of dangerous primitives.
4. **Social by default.** Every program gets a short code and a URL. Sharing is the distribution mechanism, not an afterthought.

2.2 Function Categories

The 118 built-in functions span 12 categories (Table 1).

Category	n	Examples
Graphics	9	wipe, ink, line, box, circle
Transforms	11	scroll, zoom, spin, blur, suck
Math	14	+, sin, cos, random, wiggle
Colors	19	CSS names + rainbow, zebra
System	9	width, height, frame, fps
3D	8	cube, form, trans, move
Audio	6	mic, melody, overtone
Control	7	def, if, repeat, once, later
Text	4	write, type, paste
Input	3	pen, touch
Composition	4	embed, layer, fade
Data	4	let, list, get, set
Total	118	

Table 1: Built-in functions by category.

2.3 Timing Syntax

KidLisp provides temporal operators that schedule expression evaluation without explicit loops

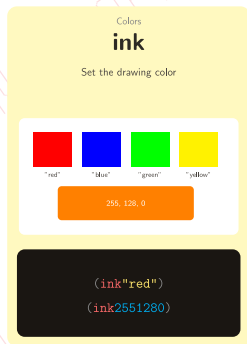
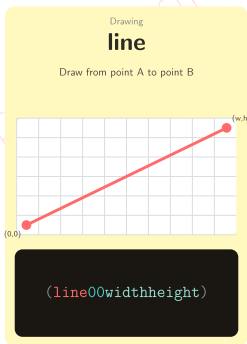


Figure 2: KidLisp reference cards for the `line` and `ink` functions, showing syntax and coordinate output. Cards are distributed as SVG illustrations at kidlisp.com/cards.

or callbacks:

```
2.5s (wipe red) ; after 2.5 seconds
1s... (spin 5) ; repeat every second
3s! (write "Done" 10 10) ; fire exactly once at 3s
30f (ink blue) ; after 30 frames
```

The suffix `s` denotes seconds, `f` denotes frames, `...` denotes repetition, and `!` denotes one-shot execution. These operators compose: `0.5s... (ink`

(random 255) (random 255) (random 255)) produces a color change every half-second.

2.4 What KidLisp Omits

The language deliberately excludes user-defined functions (beyond `def` for named values), recursion, string manipulation, file I/O, networking, mutable data structures, and exception handling. These omissions are the design. By removing abstraction mechanisms, programs remain flat and legible—a reader can understand any program top-to-bottom without tracing call stacks.

3. Evaluator Architecture

The evaluator (`kidlisp.mjs`, 15,161 lines) is a single JavaScript ES module implementing a tree-walking interpreter. This follows the tradition of minimal Lisp implementations—van Engelen demonstrated that a usable Lisp can be built in 99 lines of C [van Engelen, 2022]; KidLisp trades that extreme minimalism for a rich built-in function set while retaining the core insight that the evaluator itself can be small.

3.1 Evaluation Model

The evaluator runs once per animation frame. S-expressions are tokenized and parsed into a nested array AST, then walked with dispatch on the first symbol of each list. Built-in functions map directly to Canvas 2D operations, WebGL commands, Web Audio API calls, and mathematical computations. The entire program is re-evaluated each frame, with `frame` and `time` bindings updated automatically—an immediate-mode model that eliminates explicit animation loops.

3.2 Deterministic Rendering

Given the same random seed and frame count, a program always produces identical output. The random function uses a seeded PRNG initialized from the program's short code, enabling reproducible generative art.

3.3 Chaos Mode

Invalid or random text input triggers artistic visual output rather than error messages. A confidence-scored detector examines word recognition rate ($<30\%$ known words), special character ratio ($>50\%$), and parenthesis balance (ratio $>3:1$) to classify input as code or chaos. Chaotic input produces deterministic generative visuals seeded from the input text. This means that *any* text typed into KidLisp produces something visual—there are no error states visible to the user.

3.4 Performance

The evaluator implements three levels of optimization:

- **Multi-level code cache:** Embedded program resolution checks RAM, then IndexedDB, then network, then TEIA (a decentralized archive). Cache hits avoid re-parsing and re-fetching.
- **Buffer pooling:** Up to 8 reusable offscreen canvases per resolution, avoiding allocation churn during compositing.
- **Auto-density scaling:** Pixel density adjusts between 0.5x and 4x based on a rolling FPS average (target: 30–55 FPS), with a 60-frame cooldown between adjustments.

Function call results, alpha-adjusted pixel buffers, and blend composites are individually cached and invalidated per frame.

4. Storage and Distribution

4.1 MongoDB Storage

Each program is stored as a document in the `kidlisp` MongoDB collection:

```
{
  "code": "cow",
  "source": "(wipe_blue)\n(ink_yellow)...",
  "hash": "a3f2e8...",
  "when": "2025-06-15T...",
  "lastAccessed": "2026-03-01T...",
  "hits": 342,
  "user": "auth0abc123"
```

The `hash` field (SHA-256 of the trimmed source) enforces content-addressed deduplication: identical programs always resolve to the same code. The `hits` counter and `lastAccessed` timestamp enable usage analytics. The collection maintains unique indexes on both `code` and `hash`, plus sparse indexes on `user` and optional NFT mint records (`kept.network`).

4.2 Code Generation

Short codes are generated by a source-aware algorithm. The system first attempts to derive a meaningful code from the program's content—extracting dominant function names, color keywords, or structural patterns—falling back to random nanoid generation if all inferred codes are taken. This produces codes like `cow` (a program with cow-like shapes) rather than arbitrary alphanumeric strings.

4.3 REST API

The storage endpoint (`store-kidlisp.mjs`) provides five query modes over a single URL:

1. **POST** — Store a program. Deduplicates by SHA-256 hash, generates a short code, optionally syncs to ATPROTO (Bluesky) and publishes a profile event.
2. **GET ?code=xyz** — Retrieve a single program with the author's handle resolved via `$lookup` on the `@handles` collection.
3. **GET ?codes=a,b,c** — Batch retrieval (up to 50 codes) for embedded layer resolution during

evaluation.

4. **GET ?recent=true** — Paginated feed sorted by creation time or hit count, with optional `handle` filter for per-user feeds.
5. **GET ?stats=functions** — Function usage analytics across the corpus, returning weighted counts by program popularity.

Authentication is optional with a 3-second timeout—anonymous program creation is supported, but authenticated users get attribution and profile event publishing.

4.4 Embedding and Composition

The `$code` syntax inside a program triggers a fetch from the storage API (or cache hit), evaluation in an offscreen buffer, and compositing onto the parent canvas. This creates a directed acyclic composition graph. A real example:

```
; A 3D grid of cubes with embedded layers  
(wipe black)  
(def gridsize 6)  
(repeat (* gridsize gridsize) i  
  (ink (hop 0.1 rainbow blue white))  
  (form (trans (cube i))
```

```
(move (* (% i gridsize) 3) 0 -20)
(scale 1.5) (spin 0 1 0)))
($27z)
($cow)
```

Here `$27z` and `$cow` are resolved from MongoDB, rendered into offscreen buffers, and composited. Users build complex visuals by layering simple programs rather than writing complex single programs.

5. Media Pipeline

The oven service (`oven.aesthetic.computer`) converts recorded KidLisp sessions into shareable media assets.

5.1 Recording to MP4

When a user records a session, the session server uploads a ZIP containing PNG frames and optional WAV audio. The oven:

1. Extracts frames and reads `timing.json` for per-frame durations
2. Generates a thumbnail from the middle frame (3x nearest-neighbor upscale, fitted to 512×512)
3. Encodes to H.264/AAC MP4 via FFmpeg with nearest-neighbor upscaling to preserve pixel art aesthetics
4. Uploads to DigitalOcean Spaces CDN
5. Stores bake metadata in the `oven-bakes` MongoDB collection and notifies subscribers via WebSocket

The oven watches the `tapes` MongoDB collection

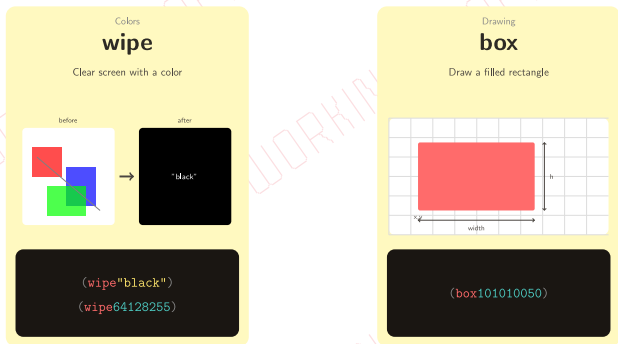


Figure 3: Reference cards for `wipe` (clear screen with color) and `box` (draw rectangle). Each card shows the function signature, a visual example on a grid, and the corresponding source code.

via a change stream, automatically detecting new recordings that need processing.

5.2 Social Preview Images

The oven generates Open Graph preview images for social sharing at stable URLs (e.g., `/kidlisp-og.png`). iOS crawlers require direct image serving—they will not follow 301 redirects

on `og:image` URLs—so the oven caches generated PNGs and serves them with immediate 200 responses, triggering asynchronous regeneration on cache misses.

5.3 Asset Delivery

All media assets are served via DigitalOcean Spaces CDN (`art-aesthetic-computer.sfo3.cdn.digitaloceanspaces.com`). Recorded tapes use a separate bucket (`at-blobs-aesthetic-computer`) with an optional custom CDN domain. Netlify proxies `/preview/*` and `/icon/*` paths to the oven for transparent URL resolution.

6. Development Environment

The KidLisp IDE at kidlisp.com provides a Monaco-based editor with custom syntax highlighting, a live preview iframe running the Aesthetic Computer runtime, a console panel, and playback controls (play/pause/stop).

A “slide mode” allows dragging numeric literals in the editor to adjust values in real time—the cursor becomes a horizontal slider over any number, and the preview updates continuously during the drag.

The IDE supports two layout modes: *studio* (split-pane editor, preview, and console) and *stage* (editor overlaid directly on the full-screen canvas with transparent background, all chrome hidden). Stage mode is designed for live performance contexts where the code itself becomes part of the visual output.

7. Development History

The following timeline is reconstructed from the git history of the Aesthetic Computer repository (626 commits touching `kidlisp.mjs` between April 2024 and March 2026).

7.1 Phase 1: Prototype (April–June 2024)

Development began on April 17, 2024 with a commit titled “mock lisp.” Within three days, the S-expression parser was working, `ink` and `line` accepted numeric parameters, and programs could be entered directly in the AC prompt. By late April, `def` was added for variable definitions. May and June 2024 saw 66 commits adding core drawing functions, the `later` timing construct, `once` for one-shot execution, and anonymous publishing of programs. The evaluator reached approximately 1,000 lines.

7.2 Phase 2: Hiatus (July 2024–May 2025)

No commits touched `kidlisp.mjs` for 11 months. The language existed as a working prototype embedded in the AC prompt but lacked a storage

backend, embedding, audio, or a dedicated editor.

7.3 Phase 3: Rapid Expansion (June–August 2025)

Development resumed in June 2025 with 82 commits that month. The evaluator grew from 1,760 to 4,965 lines by August. Key additions:

- **June 2025:** Melody parser, clock syntax, per-frame rendering model, test suite (`kidlisp-spec.js`).
- **July 2025:** MongoDB storage backend (`store-kidlisp.mjs`), short code generation, QR code sharing, tape recording and GIF export, microphone input (`mic`) with fallback animations.
- **August 2025:** Embedded layers (`$code` syntax) with alpha compositing and offscreen buffering, Tezos blockchain integration for minting programs as NFTs, fade gradients, and pixel buffer optimizations.

The evaluator crossed 10,000 lines by late September 2025.

7.4 Phase 4: Platform Integration (September–December 2025)

With 108 commits in October alone (the peak month), this phase integrated KidLisp into the broader Aesthetic Computer ecosystem:

- **September 2025:** Layer 0 architecture (erase mode), bake layering for MP4 export, performance-critical embedded layer fixes.
- **October 2025:** ATPProto/Bluesky federation (programs syndicated as social media posts), PACK mode for platform-agnostic bundling, slide mode for real-time numeric parameter adjustment.
- **November 2025:** `kidlisp.com` IDE launched (Monaco editor, live preview, console, playback controls), execution trace system for debugging, NFT workflow renamed from “OBJKT” to “keep.”
- **December 2025:** Reference cards (SVG illustrations for each function), IPFS thumbnail generation for NFTs, oven OG image generation for social sharing, auto-density performance scaling.

7.5 Phase 5: Refinement (January–March 2026)

The evaluator stabilized at 15,161 lines. Additions included chaos mode (February 2026), 3D primitives (`cube`, `form`, `trans`), frequency band audio variables, the `flip` command, and stage mode for live performance. Development shifted from feature addition to robustness: fixing embedded layer performance regressions, preventing chaos mode misclassification, and improving cache invalidation.

Date	Lines	Milestone
Apr 2024	0	Initial commit (“mock lisp”)
Jun 2024	~1,000	Core drawing, timing, variables
Jun 2025	1,760	Development resumes
Aug 2025	4,965	Embedding, audio, storage
Sep 2025	10,382	Layer architecture, baking
Dec 2025	13,877	IDE, cards, OG images
Feb 2026	15,161	Chaos mode, 3D, refinement

Table 2: Evaluator growth by line count (`kidlisp.mjs`).

8. Evaluation

Adoption metrics as of March 2026 are shown in Table 3.

Metric	Value
Total programs created	16,174
Unique authors	59
Programs per author (median)	12
Programs per author (top quartile)	180+
Embedding depth (max observed)	7 layers
Platform registered users	2,798

Table 3: Adoption metrics (March 2026).

8.1 Function Usage Analytics

The `?stats=functions` API endpoint provides weighted function usage counts across the corpus. It scans up to 5,000 programs (sorted by hits), parses each source to extract function calls, and returns counts weighted by program popularity. This enables quantitative analysis of which primitives users gravitate toward. The most-used functions are `wipe`, `ink`, `repeat`, and `circle`—confirming that users primarily engage with drawing and iteration.

8.2 Observations

Composition over abstraction. Users embed rather than abstract. The most-referenced programs are simple visual primitives (gradients, shapes, patterns) that serve as building blocks.

Exploration over engineering. Programs are typically short (under 10 lines). Users iterate by saving new programs rather than editing existing ones, creating divergent exploration paths visible in the storage timestamps.

Social learning. The most prolific authors began by viewing and remixing existing programs. The short code system makes discovery accidental—users encounter programs by trying random codes.

8.3 Limitations

KidLisp is not suitable for general-purpose programming, complex simulations, or applications requiring state persistence across sessions. The lack of user-defined functions limits program complexity—a deliberate choice, but one that some advanced users find frustrating.

9. Related Work

Creative coding. Processing [Reas and Fry, 2007] and p5.js [McCarthy, 2015] are the dominant tools. OpenFrameworks uses C++. All require managing a project structure and understanding a general-purpose language.

Live coding. Hydra [Jack, 2019] provides browser-based live visual coding with JavaScript method chaining but no persistent storage or social features. Strudel [Roos and McLean, 2023] brings TidalCycles-style pattern live coding to the browser; like KidLisp, it runs entirely client-side with no installation, but targets rhythmic pattern composition rather than generative visual art. Sonic Pi [Aaron, 2016] targets music education. Fluxus [Griffiths, 2007] used Scheme for 3D visuals but is no longer maintained.

Educational languages. Scratch [Resnick et al., 2009] demonstrated that social sharing drives engagement in educational programming. KidLisp inherits this insight but uses text-based Lisp syntax and targets generative art rather than general education.

Lisp for art. Racket’s 2htdp/image library [Felleisen et al., 2018] provides functional image construction for CS education but targets static images and pedagogy, not real-time animation with social distribution.

Lisp traditions. KidLisp inherits from multiple Lisp lineages: McCarthy’s original formulation of symbolic computation [McCarthy, 1960], the pedagogical approach of *The Little Schemer* [Friedman and Felleisen, 1996] (learning through recursive questioning), and the functional programming philosophy articulated in *The Joy of Clojure* [Fogus and Houser, 2011] (data-driven design, immutability as default). Van Engelen’s 99-line C Lisp [van Engelen, 2022] demonstrates the lower bound of implementation complexity; KidLisp occupies a middle ground between minimal interpreters and full-featured Lisps, optimized for creative output rather than general computation.

10. Conclusion

KidLisp demonstrates that a minimal domain-specific language—browser-native, no user-defined abstractions, backed by a content-addressed database with social distribution—can support a productive community of generative art practitioners. The key design insight is that social distribution (short codes, URL sharing, embedding) is not an add-on but a core language feature that shapes how users learn, create, and build on each other’s work.

The embedding graph, function usage analytics API, and corpus of 16,000+ timestamped programs with author attribution constitute a dataset for studying creative coding practices, computational creativity, and how non-expert users learn functional programming through social participation.

KidLisp is open source under the ISC license. The evaluator, documentation, and tools are available at <https://github.com/digitpain/aesthetic.computer>. Programs can be browsed and created at <https://kidlisp.com>.

ORCID: 0009-0007-4460-4913

References

Samuel Aaron. Sonic pi – performance in education, technology and art. In *Proceedings of the International Conference on Live Coding*, 2016.

Matthias Felleisen, Robert Bruce Findler, Matthew Flatt, and Shriram Krishnamurthi. Racket, the programming language. Technical report, PLT Inc., 2018. URL <https://racket-lang.org>.

Michael Fogus and Chris Houser. *The Joy of Clojure*. Manning Publications, 2011. ISBN 978-1-935182-64-1.

Daniel P. Friedman and Matthias Felleisen. *The Little Schemer*. MIT Press, 4th edition, 1996.

Dave Griffiths. Fluxus: A rapid prototyping tool for live coding audio visual performances, 2007. URL <http://www.pawfal.org/fluxus/>.

Olivia Jack. Hydra: Live coding networked visuals, 2019. URL <https://hydra.ojack.xyz>.

John McCarthy. Recursive functions of symbolic expressions and their computation by machine, part i. *Communications of the ACM*, 3(4):184–195, 1960.

Lauren McCarthy. p5.js, 2015. URL <https://p5js.org>. A JavaScript library for creative coding.

Casey Reas and Ben Fry. *Processing: A Programming Handbook for Visual Designers and Artists*. MIT Press, Cambridge, MA, 2007.

Mitchel Resnick, John Maloney, Andrés Monroy-Hernández, Natalie Rusk, Evelyn Eastmond, Karen Brennan, Amon Millner, Eric Rosenbaum, Jay Silver, Brian Silverman, and Yasmin Kafai. Scratch: Programming for all. *Communications of the ACM*, 52(11):60–67, 2009.

Felix Roos and Alex McLean. Strudel: Live coding patterns on the web. In *Proceedings of the International Conference on Live Coding (ICLC)*, 2023.

Robert A. van Engelen. Lisp in 99 lines of c and

how to write one yourself, 2022. URL <https://github.com/Robert-van-Engelen/tinylisp>. Updated 2025.